

435w~455w

M10 solar modules Aquaman series
Mono MBB perc large size half cut module

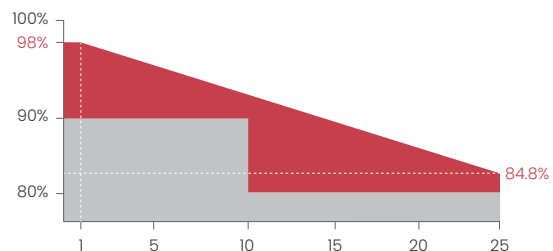
Excellent technical advantages and system design scheme to achieve high reliability, power generation effective gain and EPC cost reduction. Products can match different installation conditions, taking into account high adaptability and high compatibility. With mature support and inverter scheme, customized design for distributed scenarios.

MODULE CHARACTER

-  PID Resistance
-  Salt mist resistance/Ammonia resistance /dust and hail resistance
-  Production process reliability test
-  0~+5W Positive Tolerance
-  Mono MBB half cut
-  Reduce BOS cost increase ROI
-  Non-destructive cutting

CERTIFICATION

- IEC61215/IEC61730
- ISO9001:Quality Management System
- ISO14001:Environmental Management System
- ISO45001:Occupational Health and Safety Management System



Linear performance warranty



Product warranty



| Module Type | SR-60M435HLPro | | SR-60M440HLPro | | SR-60M445HLPro | | SR-60M450HLPro | | SR-60M455HLPro | |
|---|-------------------------------|--------|----------------|--------|----------------|--------|----------------|-------|----------------|--------|
| Module Efficiency (%) | 20.13 | | 20.36 | | 20.59 | | 20.82 | | 21.05 | |
| Tolerance (W) | 0 ~ +5 | | 0 ~ +5 | | 0 ~ +5 | | 0 ~ +5 | | 0 ~ +5 | |
| Test Environment | STC | NOCT | STC | NOCT | STC | NOCT | STC | NOCT | STC | NOCT |
| Maximum Power Pmax(W) | 435 | 323.74 | 440 | 327.46 | 445 | 331.18 | 450 | 334.9 | 455 | 338.63 |
| Open Circuit Voltage | 41.38 | 39.06 | 41.44 | 39.12 | 41.50 | 39.17 | 41.56 | 39.23 | 41.62 | 39.29 |
| Short Circuit Current Isc(A) | 13.41 | 10.83 | 13.55 | 10.94 | 13.67 | 11.04 | 13.81 | 11.15 | 13.95 | 11.26 |
| Maximum Power Voltage | 34.16 | 31.78 | 34.21 | 31.83 | 34.26 | 31.87 | 34.31 | 31.92 | 34.36 | 31.97 |
| Maximum Power Current | 12.74 | 10.19 | 12.87 | 10.29 | 12.99 | 10.39 | 13.12 | 10.49 | 13.25 | 10.6 |
| Cell Type (mm) | MBB(Mono-Crystalline Silicon) | | | | | | | | | |
| Number of Cells (Pcs) | 120(6×20) | | | | | | | | | |
| Maximum System Voltage | DC1500 | | | | | | | | | |
| Temp.Coeff.of Voc (%/°C) | -0.282 | | | | | | | | | |
| Temp.Coeff.of Isc (%/°C) | 0.05 | | | | | | | | | |
| Temp.Coeff.of Pm (%/°C) | -0.348 | | | | | | | | | |
| Operating Temperature (°C) | -40 to 85 | | | | | | | | | |
| Nominal Operating Cell Temperature(NOCT) (°C) | 45±2 | | | | | | | | | |
| Max.Series Fuse (A) | 25 | | | | | | | | | |
| Pressure Bearing (Pa) | 5400 | | | | | | | | | |
| Wind Bearing (Pa) | 2400 | | | | | | | | | |

STC: Irradiance 1000W/m², Cell temperature 25°C, AM1.5
 NOCT: Irradiance 800W/m², Ambient temperature 20°C, Wind speed 1m/s

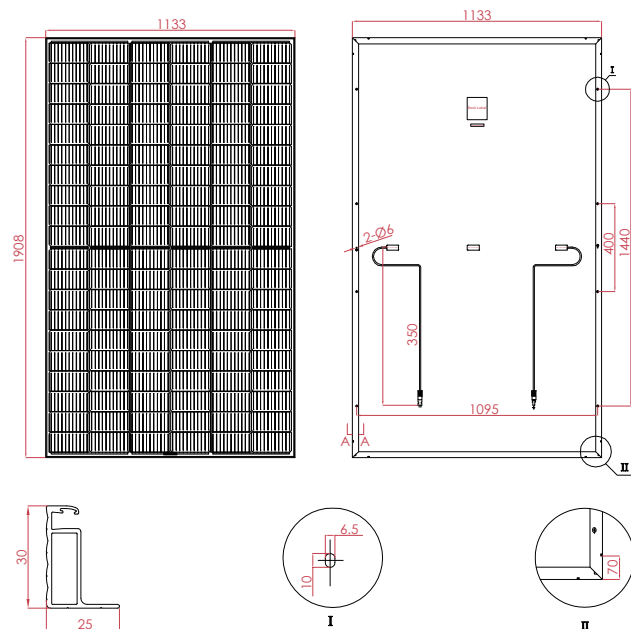
MATERIAL DETAILS

| | | | |
|----------------|---|---------------------|--|
| Frame | Anodized aluminum | Net length of Cable | 350mm or as customer's requirements |
| Cell | 6×20pcs mono solar cell | Junction Box | IP>68, TÜV & UL |
| Diode quantity | 3 | Cable&Connector | 4mm ² , EVO2 or EVO2 compatible |
| Glass | 3.2mm Anti-Reflection Coating Heat Strengthened Glass | | |

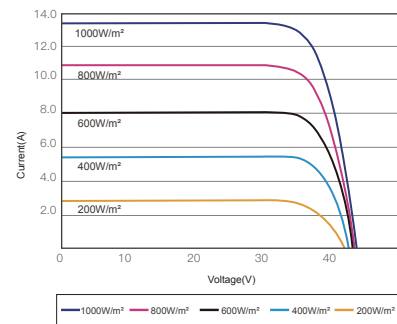
PACKING DETAILS

| | | | |
|------------------|----------------|---------|--------------|
| Dimension | 1908×1133×30mm | Weight | 22.4kg |
| Loading Capacity | 864pcs/40HC | Packing | 36pcs/pallet |

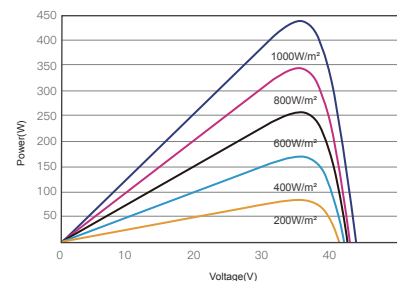
ENGINEERING DRAWINGS



IV CURVES



I-V CURVES OF PV MODULE(445W)



P-V CURVES OF PV MODULE(445W)