



# 610~630W

## G12 solar panels Zeus series

Mono SMBB TOPCon large size half cut  
double glass solar panel

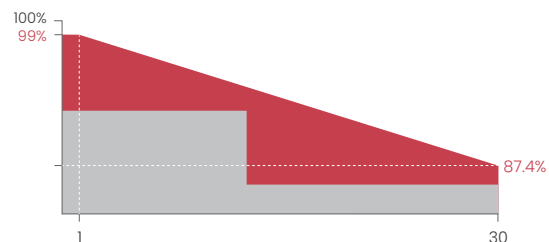
Products can match different installation conditions, taking into account high adaptability and high compatibility. With mature support and inverter scheme, customized design for distributed and centralized ground power stations.

### MODULE CHARACTER

-  Exceptional PID Resistance
-  Salt mist resistance/Ammonia resistance /dust and hail resistance
-  Production process reliability test
-  0~+5W Positive Tolerance
-  Lower LID / LETID
-  Reduce BOS cost increase ROI
-  Non-destructive cutting
-  Double-sided electricity generation

### CERTIFICATION

IEC61215/IEC61730  
ISO9001:Quality Management System  
ISO14001:Environmental Management System  
ISO45001:Occupational Health and Safety Management System



Linear performance warranty

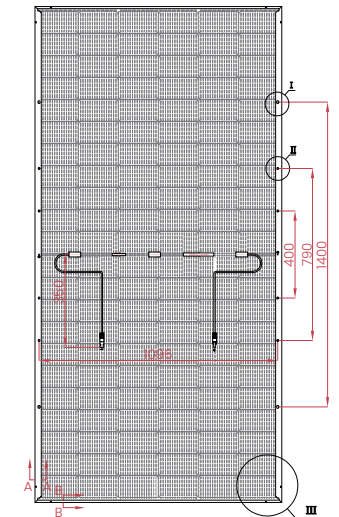



Product warranty



## ENGINEERING DRAWINGS

Module Type	SR-66M 610NHLProD		SR-66M 615NHLProD		SR-66M 620NHLProD		SR-66M 625NHLProD		SR-66M 630NHLProD	
	Module Efficiency (%)	22.61		22.79		22.98		23.16		23.35
Tolerance(W)	0~+5		0~+5		0~+5		0~+5		0~+5	
Test Environment	STC	NOCT	STC	NOCT	STC	NOCT	STC	NOCT	STC	NOCT
Maximum Power Pmax(W)	610	460.18	615	463.95	620	467.72	625	471.49	630	475.27
Open Circuit Voltage Voc(V)	48.16	46.00	48.39	46.22	48.61	46.43	48.82	46.64	49.04	46.84
Short Circuit Current Isc(A)	16.10	13.00	16.15	13.04	16.22	13.09	16.27	13.14	16.33	13.19
Maximum Power Voltage Vm(V)	39.80	37.35	39.99	37.52	40.17	37.69	40.35	37.86	40.53	38.03
Maximum Power Current Im(A)	15.33	12.36	15.38	12.40	15.44	12.45	15.49	12.49	15.55	12.54
Cell Type(mm)	G12 TOPCon									
Number of Cells(Pcs)	132(6×22)									
Maximum System Voltage(V)	DC1500									
Temp.Coeff.of Voc (%/°C)	-0.29									
Temp.Coeff.of Isc (%/°C)	0.04									
Temp.Coeff.of Pm (%/°C)	-0.25									
Operating Temperature (°C)	-40 to 85									
Nominal Operating Cell Temperature(NOCT) (°C)	45±2									
Max.Series Fuse (A)	35									
Pressure Bearing(Pa)	5400									
Wind Bearing (Pa)	2400									



STC: Irradiance 1000W/m<sup>2</sup>, Cell temperature 25°C, AM1.5  
 NOCT: Irradiance 800W/m<sup>2</sup>, Ambient temperature 20°C, Wind speed 1m/s

Different backside power gains(620W)	10%	15%	20%	25%
Peak Power Pmax(W)	682	713	744	775
Open Circuit Voltage Voc(V)	48.67	48.68	48.70	48.71
Short Circuit Current Isc(A)	17.87	18.68	19.48	20.29
Maximum Power Voltage Vm(V)	40.18	40.19	40.2	40.21
Maximum Power Current Im(A)	16.98	17.75	18.51	19.28

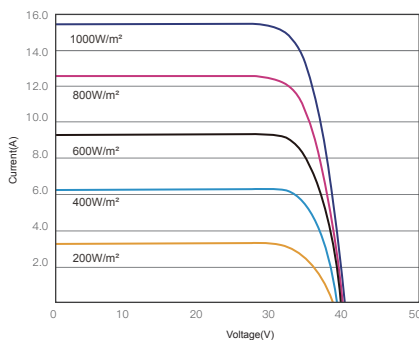
### MATERIAL DETAILS

Frame	Anodized aluminum	Cable&Connector	4mm <sup>2</sup> , EVO2 or EVO2 compatible
Cell	6×22pcs mono solar cell	Junction Box	Ip≥68, TÜV&UL
Glass	2×2.0mm Anti-Reflection Coating Heat Strengthened Glass	Net length of Cable	350mm or as customer's requirements

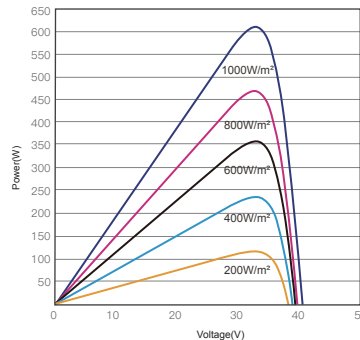
### PACKING DETAILS

Dimension	2382×1133×30mm	Weight	32.5kg
Loading Capacity	740pcs/40'HC	Packing	37pcs/pallet

### IV CURVES



I-V CURVES OF PV MODULE(610W)



P-V CURVES OF PV MODULE(610W)

