





570~595W

M10 solar panels Aquaman series
Mono SMBB TOPCon large size half cut
double glass solar panel

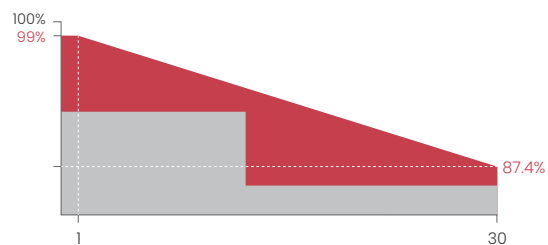
Excellent technical advantages and system design scheme to achieve high reliability, power generation effective gain and EPC cost reduction. Products can match different installation conditions, taking into account high adaptability and high compatibility. With mature support and inverter scheme, customized design for industrial and commercial and centralized ground power stations.

MODULE CHARACTER

-  PID Resistance
-  Salt mist resistance/Ammonia resistance /dust and hail resistance
-  Production process reliability test
-  0~+5W Positive Tolerance
-  **LID** Lower LID / LETID
-  Reduce BOS cost increase ROI
-  Non-destructive cutting
-  Double-sided electricity generation

CERTIFICATION

- IEC61215/IEC61730
- ISO9001:Quality Management System
- ISO14001:Environmental Management System
- ISO45001:Occupational Health and Safety Management System



Linear performance warranty



Product warranty

SUNRISE ENERGY CO., LTD TEL: +86-519-81688389 E-mail: info@sunriseenergy.cn

ADD: No.20 Tongzi River West Road, Zhonglou Development Zone, Changzhou, Jiangsu

⚠ If any update, Sunrise would not make further notice. Sunrise reserves the right of final interpretation.



Module Type	SR-66M 570NHLProD		SR-66M 575NHLProD		SR-66M 580NHLProD		SR-66M 585NHLProD		SR-66M 590NHLProD		SR-66M 595NHLProD	
Module Efficiency (%)	22.09		22.28		22.48		22.67		22.86		23.06	
Tolerance (W)	0~+5		0~+5		0~+5		0~+5		0~+5		0~+5	
Test Environment	STC	NOCT	STC	NOCT	STC	NOCT	STC	NOCT	STC	NOCT	STC	NOCT
Maximum Power Pmax(W)	570	430	575	433.77	580	437.55	585	441.32	590	445.09	595	448.86
Open Circuit Voltage Voc(V)	48.73	46.54	48.92	46.73	49.12	46.91	49.31	47.10	49.50	47.28	49.70	47.47
Short Circuit Current Isc(A)	14.96	12.07	15.03	12.13	15.10	12.19	15.17	12.24	15.24	12.3	15.31	12.36
Maximum Power Voltage Vm(V)	40.26	37.78	40.42	37.93	40.58	38.08	40.74	38.23	40.9	38.38	41.06	38.53
Maximum Power Current Im(A)	14.16	11.42	14.23	11.47	14.3	11.53	14.36	11.58	14.43	11.64	14.5	11.69
Cell Type (mm)	M10 TOPCon											
Number of Cells (Pcs)	132(6×22)											
Maximum System Voltage (V)	DC1500											
Temp.Coeff.of Voc (%/°C)	-0.26											
Temp.Coeff.of Isc (%/°C)	0.046											
Temp.Coeff.of Pm (%/°C)	-0.3											
Operating Temperature (°C)	-40 to 85											
Nominal Operating Cell Temperature(NOCT) (°C)	45±2											
Max.Series Fuse (A)	30											
Pressure Bearing (Pa)	5400											
Wind Bearing (Pa)	2400											

STC: Irradiance 1000W/m², Cell temperature 25°C, AM1.5
 NOCT: Irradiance 800W/m², Ambient temperature 20°C, Wind speed 1m/s

Different backside power gains(585W)	10%	15%	20%	25%
Peak Power Pmax(W)	643.5	672.75	702	731.25
Open Circuit Voltage Voc(V)	49.31	49.32	49.33	49.35
Short Circuit Current Isc(A)	16.68	17.44	18.19	18.94
Maximum Power Voltage Vm(V)	40.74	40.75	40.76	40.77
Maximum Power Current Im(A)	15.80	16.51	17.22	17.94

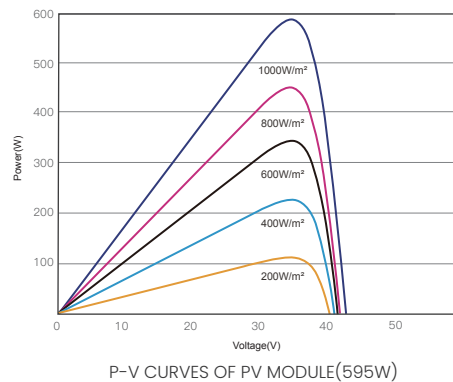
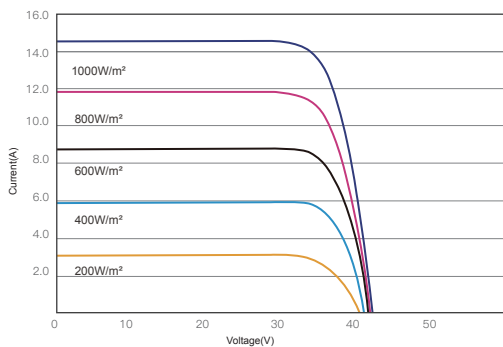
MATERIAL DETAILS

Frame	Anodized aluminum	Cable&Connector	4mm ² , EVO2 or EVO2 compatible
Cell	6×22pcs mono solar cell	Junction Box	Ip≥68, TÜV&UL
Glass	2×2.0mm Anti-Reflection Coating Heat Strengthened Glass	Net length of Cable	350mm or as customer's requirements

PACKING DETAILS

Dimension	2278×1133×30mm	Weight	31.3kg
Loading Capacity	720pcs/40'HC	Packing	36pcs/pallet

IV CURVES



ENGINEERING DRAWINGS

